

# 2024 Long Island Steel Shootout

*Presented by Precision Landscape and Design*

## Match Booklet

Welcome all shooters and staff to the 2024 Long Island Steel Shootout!

Myself, along with the staff at LIPSA want to start by saying thank you for participating in this amazing match. We've been pleasantly surprised by the tremendous response as well as all the support the club has received from our match Sponsors. Regards, Anthony Bruno

**PLEASE NOTE: MATCH IS RAIN OR SHINE**

The Long Island Steel shoot out is a sanctioned NRA event. All participants must abide by New York State laws and regulations.

This is the official welcome letter along with Match Schedule and Rules.

**We will be holding to the match schedule so please be on time as we cannot wait for any shooters to begin.**

### **Wednesday, July 10th**

1000 - 1800 Match Setup

### **Thursday, July 11th**

1000 - 1800 Match Setup

If anyone is available to help with set up please come out on either Wednesday or Thursday, Thank you.

### **Friday, July 12th**

0700AM – Gates Open for parking (Park in designated areas, do not park along road outside gate)

1000 – Morning Registration Opens

1030 – RO Meeting

1130 – Match Briefing and **give aways**

**1200 – First Shots**

## **Saturday, July 13th**

0600 – Gates Open for parking (Park in designated areas, do not park along road outside gate)

0600 – 0800 Breakfast will be available on site for purchase

0700 – Morning Registration Opens

0730 – RO Meeting

0745 – Match Briefing and **give aways**

### **0800 - Match Begins**

1130 - End of morning session/Lunch Break (Lunch available for purchase)

1200 – Afternoon Registration Opens

1230 – RO meeting

1230 – Afternoon Match briefing & **give aways**

### **1300 – Afternoon Match begins**

## **++ Saturday Night SHOOT-OFF and BBQ ++**

**1600 – Registration closes**

**1700 – BBQ (only with shoot-off paid entry)**

**1800 – Shoot-off Match Begins**

## **Sunday, July 14th**

0600 – Gates Open for parking (Park in designated areas, do not park along road outside gate)

0600 – 0800 Breakfast will be available on site for purchase

0700 – Morning Registration Opens

0730 – RO Meeting

0830 – Match Briefing and **give aways**

### **0900 - Match Begins**

# Parking

Competitor Parking – No parking in the front lot. Available parking in the 100 yard range, Sandy pit 1 and 2, steel plate rack pit, training pit and shotgun pit.

LIPSA Staff/RO's – Please park in the 200 yard range



Quick reference for match Rules, please make sure you read the match rules at

[www.listeelshootout.com](http://www.listeelshootout.com)

1. Eye protection/ear protection must be worn at **all times**
2. LIPSA is a Cold range. Any LE please let LIPSA staff know if you need to unload your firearm when you arrive. Do not walk to the line with a loaded firearm. This will result as an automatic **disqualification**.
3. There is no gun handling in the parking area. If you need to holster a firearm, bring the cased firearm to a safe table and holster your firearm there. Please ask LIPSA staff where the safe tables are located.
4. If you don't have a holster for your firearm then you must leave your firearm cased until you get to the shooters box and the RO tells you to "make ready".
5. All PCC Shooters must have a chamber flag in the firearm. All uncasing and casing must happen with the muzzle pointing toward orange cone/berm. There will be gun rack for you to store your flagged PCC prior to shooting. When moving you PCC to and from the rack you must have the muzzle up.
6. Any Magazine that hits the ground once the timer starts is considered a "dead" magazine and cannot be retrieved, if it's picked up off the ground, it's an automatic **disqualification**.
7. **60 Second par time per stage, any steel targets left standing will incur a + 5 second penalty per target.**

## Match Squads

<https://www.practiscore.com/2024-long-island-steel-shootout-presented-by-lipsa-clone/squadding>

## TITLE SPONSOR



## Match Sponsors

To all shooters, I would like to ask everyone to please reach out to our sponsors who donated tremendously and thank them for their support. The majority of our sponsors are local shops here on Long Island who stepped up to show their support to the shooters who support them.













[www.HamptonBaysDeli.com](http://www.HamptonBaysDeli.com)

Tel 631-728-0844



274 West Montauk Highway, Hampton Bays 11946



SCAN ME

**Weddings - Parties - Special Events**

**or just Because**

Servicing The Hampton's - NYC - CT



Fresh Flowers Have Arrived!  
**Dutch Petals**

Order anytime online at [www.DutchPetals.com](http://www.DutchPetals.com)


375 County Rd 39, Southampton NY 11968 Tel 631-287-3356



SCAN ME











**GANDOLFO**  
CONTRACTING INC.

**DAVE LANGE**  
**SEWER SERVICE INC.**

Installing and Servicing Cesspools for Over 40 Years!

# M3



## FIREARMS TRAINING





TACONIC DISTILLERY



**A&A**

**PLUMBING & HEATING**  
**718-746-6980**

---



PPD&G

PRINTING, PACKAGING, DISPLAYS AND GIFTS

---

# Long Island IV




Hydrate and Revitalize  
[longislandiv.com](http://longislandiv.com)  
631-737-6434






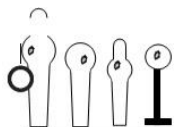




**Crafted for the Perfect Puff**



# 2023 STAGES



LISSO

LIPSA

Bruno's Steel



**RULES:** Practical Shooting Handbook, Latest Edition **Course Designer:** Michael Linsalata, Anthony Bruno

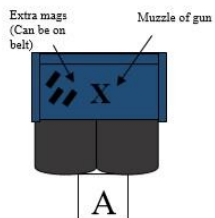
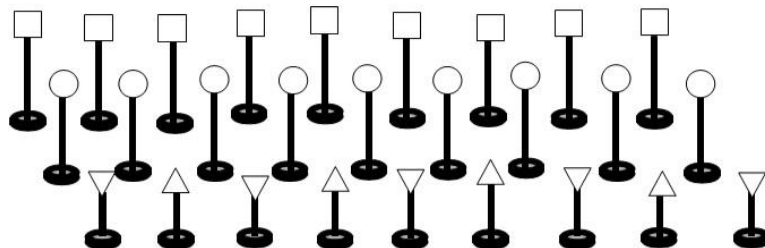
**START POSITION:** Standing in Box A. Gun is loaded with 10 rounds only. Muzzle of gun is touching X on table. Extra mags are on table or on belt.

**SCORING:** Time Plus (60 second par time)  
**TARGETS:** 27 pieces of steel  
**SCORED HITS:** KD Steel  
**START-STOP:** Audible-Last Shot  
**PENALTIES:** Procedural +5 seconds  
Miss +5 seconds

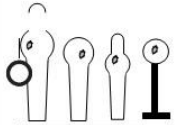
**STAGE PROCEDURE**

At signal, engage all steel as it becomes visible from within Box A. Reload when necessary with mags from table or belt.

P 1-27



Stage 1



LISSO

LIPSA

## 30 Something



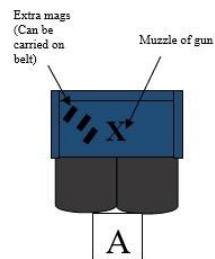
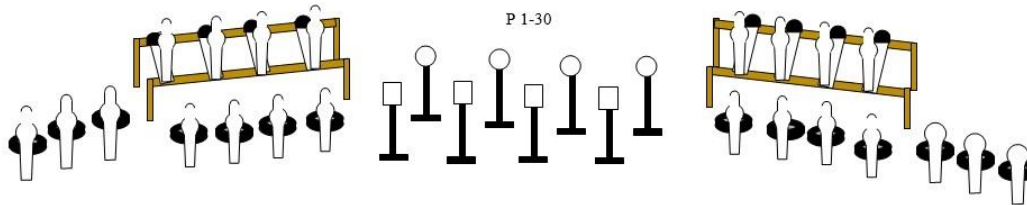
**RULES:** Practical Shooting Handbook, Latest Edition Course Designer: Michael Linsalata, Anthony Bruno

**START POSITION:** Standing in Box A. Gun is loaded with 10 rounds only. Muzzle of gun is touching X on table. Extra mags are on table or on belt.

**SCORING:** Time plus (60 second par time)  
**TARGETS:** 30 pieces of steel  
**SCORED HITS:** KD steel  
**START-STOP:** Audible-Last Shot  
**PENALTIES:** Procedural +5 seconds  
Miss + 5 seconds

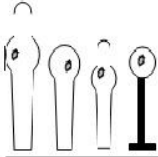
### STAGE PROCEDURE

At signal, engage all steel as it becomes visible from within Box A. Reload when necessary with mags from table or belt.



Stage 2





LISSO



LIPSA

## Rows of Steel

**RULES:** Practical Shooting Handbook, Latest Edition. Course Designer: Michael Linsalata, Anthony Bruno

**START POSITION:** Standing in Box A. Gun is loaded with 10 rounds only. Muzzle of gun is touching X on table. Extra mags are on table or on belt.

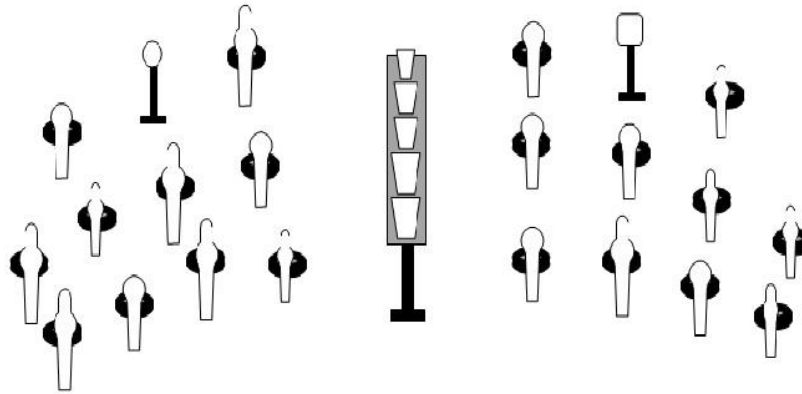
### SCORING

**SCORING:** Time Plus (60 second par time)  
**TARGETS:** 27 pieces of steel  
**SCORED HITS:** KD Steel  
**START-STOP:** Audible-Last Shot,  
**PENALTIES:** Procedural +5  
Miss +5

### STAGE PROCEDURE

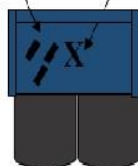
At signal, engage all steel as it becomes visible from within Box A. Reload when necessary with mags from table or belt.

P 1-27



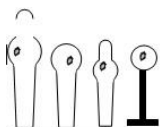
Extra mags  
(Can be on  
belt)

Muzzle of gun



A

Stage 3



LISSO

LIPSA

## Dirty Thirty



**RULES:** Practical Shooting Handbook, Latest Edition Course Designer: Michael Linsalata, Anthony Bruno

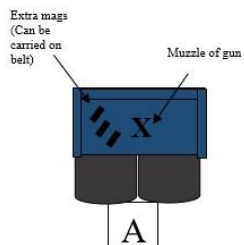
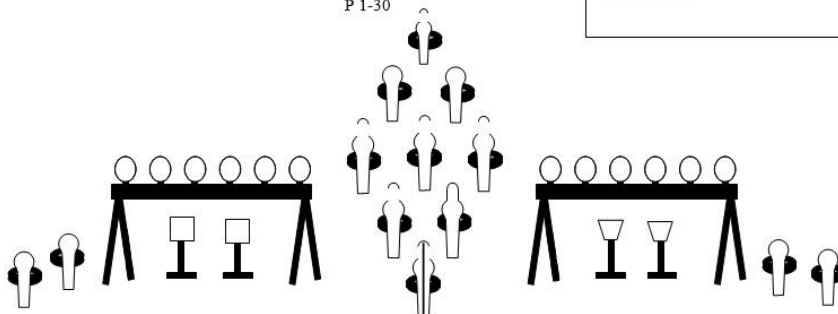
**START POSITION:** Standing in Box A. Gun is loaded with 10 rounds only. Muzzle of gun is touching X on table. Extra mags are on table or on belt.

**SCORING:** Time Plus (60 second par time)  
**TARGETS:** 30 pieces of steel  
**SCORED HITS:** KD steel  
**START-STOP:** Audible-Last Shot  
**PENALTIES:** Procedural +5 seconds  
Miss +5 seconds

### STAGE PROCEDURE

At signal, engage all steel as it becomes visible from within Box A. Reload when necessary with mags from table or belt.

P 1-30



Stage 4



LISSO

LIPSA

## Groups of Steel



RULES: Practical Shooting Handbook, Latest Edition Course Designer: Michael Linsalata, Anthony Bruno

**START POSITION:** Standing in Box A. Gun is loaded with 10 rounds only. Muzzle of gun is touching X on table. Extra mags can be kept on table or on belt

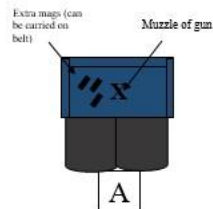
### STAGE PROCEDURE

At signal, engage all steel as they become visible from within Box A. Reload when necessary with mags from table or belt.

### SCORING

**SCORING:** Time Plus (60 second par time)  
**TARGETS:** 28 pieces of steel  
**SCORED HITS:** KD steel  
**START-STOP:** Audible-Last Shot  
**PENALTIES:** Procedural +5 seconds  
Miss +5 seconds

P 1-28



Stage 5

I



## LIPSA

### “Nice Rack 3”

**LIPSA**

RULES: Practical Shooting Handbook, Latest Edition Course Designer: Michael Linsalata, Anthony Bruno

**START POSITION:** Standing in Box A. Gun is loaded with 10 rounds only. Muzzle of gun is touching X on table. Extra mags can be kept on table or on belt

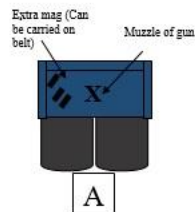
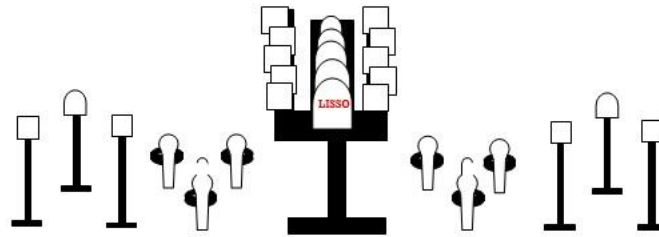
#### STAGE PROCEDURE

At signal, engage all steel as they become visible from within Box A. Reload when necessary with mags from table or belt.

#### SCORING

**SCORING:** Time plus (60 second par time)  
**TARGETS:** 27 pieces of steel  
**SCORED HITS:** KD steel  
**START-STOP:** Audible-Last Shot  
**PENALTIES:** Procedural +5 seconds  
Miss +5 seconds

P1-P27



Stage 6